

4

3

2

1

D

D

C

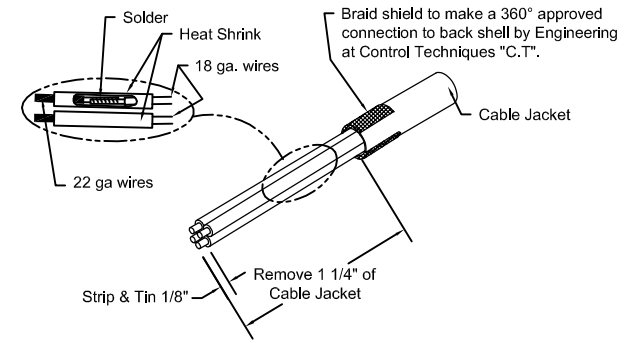
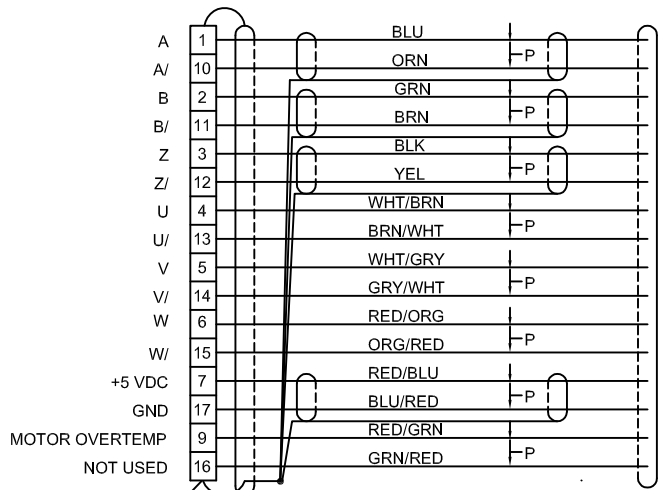
C

B

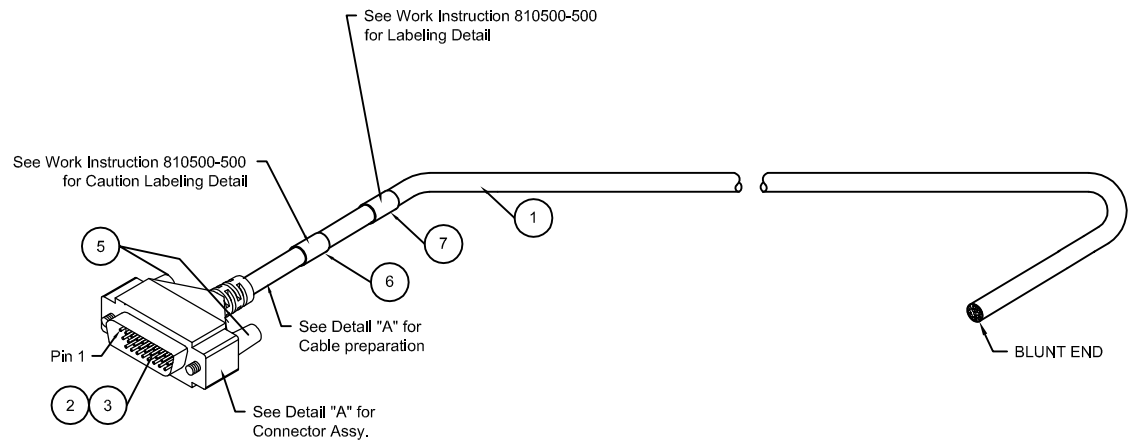
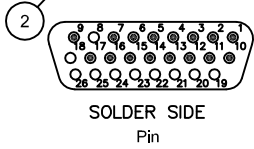
B

A

A



DETAIL "A"



NOTE: Cable to be tested per Control Techniques "CT" requirements. See BOM for drawing/Document numbers that refers to CT's mechanical and electrical requirements in this assembly.

				UNLESS OTHERWISE SPECIFIED DIMENSIONS ARE IN INCHES					12005 TECHNOLOGY DR. EDEN PRAIRIE, MN 55344		
				± .01			DESCRIPTION:		DWG, CABLE ASSY, CFCO		
				MATERIAL: SEE BOM			SCALE:		N/A		
				FINISH: N/A			SIZE:		C		
A8	4005	02/18/03	Gene S	DWG BY DATE		BETH A. 7/02/97		DWG NO.		810722-000	
A7	3821	4/19/02	AFC	ENG. APP'D/CHK DATE		03/20/98		REV		A8	
REV	ECO NUMBER	DATE	BY	APPROVED			SHEET		SHT 1 OF 1		